




BB 700 AHD - BB 900 AHD BB 1000 AHD - BB 1200 AHD

Mechanical pulverizers

- 1 Fittings according the genuine excavator's cinematic.
- 2 Low maintenance requirements - cast teeth (except BB1200 jaws).
- 3 Opened jaws for calibration 0-150mm concrete crushing.
- 4 Wavy jaws profile to allow clean rebar and concrete separation.
- 5 Strong designed structure made of 400HB steel with hardfacing 600HB.

Options :
Reversible cutters at the bottom of the jaws.



		A	B	F		
	kg	mm	mm	t	(0-150mm)	t
BB 700 AHD	1040	660	570	25/55	55m ³ /day	16/22
BB 900 AHD	1650	820	695	35/85	80m ³ /day	24/35
BB 1000 AHD	2600	930	820	55/130	120m ³ /day	35/50
BB 1200 HD	4400	1160	1100	80/160	150m ³ /day	50/80

001A - Yoleprint - 03.24.62.66.68

BB 700 AHD - BB 900 AHD - BB 1000 AHD - BB 1200 HD

